

Mi·Light[®]
User Instruction

RGB+CCT LED Ceiling Spotlight
Model No.: FUT062

Parameters

Model No.: FUT062

Power: 9W

CRI: >80

PF: >0.5

Beam Angle: 15°

Material: Aluminum

Input Voltage: AC86~265V / 50~60Hz

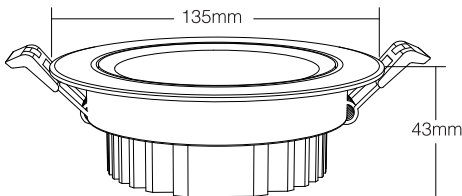
Color Temperature: 2700K~6500K

Luminous Flux: 700LM

Light Efficiency: 80LM/W

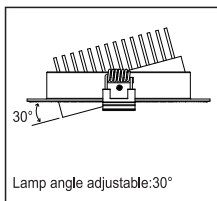
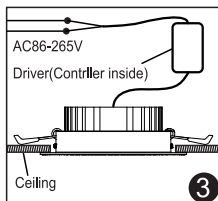
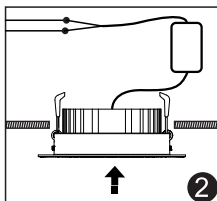
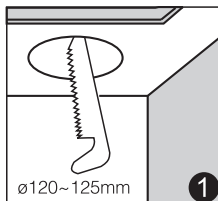
Lifespan: 50000 hours

Hole Size: \varnothing 120~125mm



Instructions

1. Please open the hole on the ceiling according to the correct size of Diagram 1.
2. Push in the two spring elements, make sure that they are deployed and anchored on the back of the ceiling Diagram 2 and 3.
3. Connect the driver properly according to the wire connection Diagram 3.



Caution

Amateur do not dismantle and install the light.
Users must be correct, strict and solid to install the light; do not use the light on strenuous vibration area.



Lighting can be working after linking with remote;
for more details, pls read the remote instruction.



Made in China

Features



RGB+CCT

16 Millions of colors to choose



Color temperature

2700~6500K



Dimmable

Saturation control



2.4GHz

Radio Frequency



Remote control

Control distance 30m



Smart phone App control

Mi-Light WiFi iBox is needed

Compatible Remote:



FUT089



B8



FUT092



FUT095



FUT096



B3 / T3



B4 / T4